

Signify Classified - Internal
Cooper Lighting Solutions Photometric Lab
1121 Highway 74 South
Peachtree City, GA 30269



Scaled data based on original data using
LM-79-08 Approved Method: Electrical and Photometric Measurements of Solid-
State Lighting Products

Test Report Prepared for
Cooper Lighting Solutions
(formerly Eaton)

Brand: McGRAW-EDISON

Report Number: P438788

Luminaire Tested: **ISW-SA1E-830-U-SL2**

Issue Date: 12/10/2020

Test Information

Test Method: LM-79-08
Report Number: P438788
TEST IS SCALED FROM IESNA LM-79-08 TEST DATA (G3-2011-074-14)
Test Lab: INNOVATION CENTER
Issue Date: 12/10/2020
Manufacturer: COOPER LIGHTING SOLUTIONS (FORMERLY EATON)
Product Line: McGRAW-EDISON
Catalog Number: ISW-SA1E-830-U-SL2
Description: IMPACT ELITE LED WEDGE LUMINAIRE
(1) 80 CRI, 3000K, 1050mA LIGHTSQUARE WITH 16 LEDS AND TYPE II SPILL
LIGHT ELIMINATOR OPTICS
Light Source: -
Ballast/Driver: ELECTRONIC DRIVER

Summary

Lumens per Lamp: N/A
Luminaire Lumens: 5615 lumens
Efficiency: N/A
Efficacy: 96.5 lumens/watt
Luminous Opening: Rectangular (W 0.5' x L: 0.5' x H: 0')
IES Classification: Type III - Medium
BUG Rating: B1 - U0 - G2

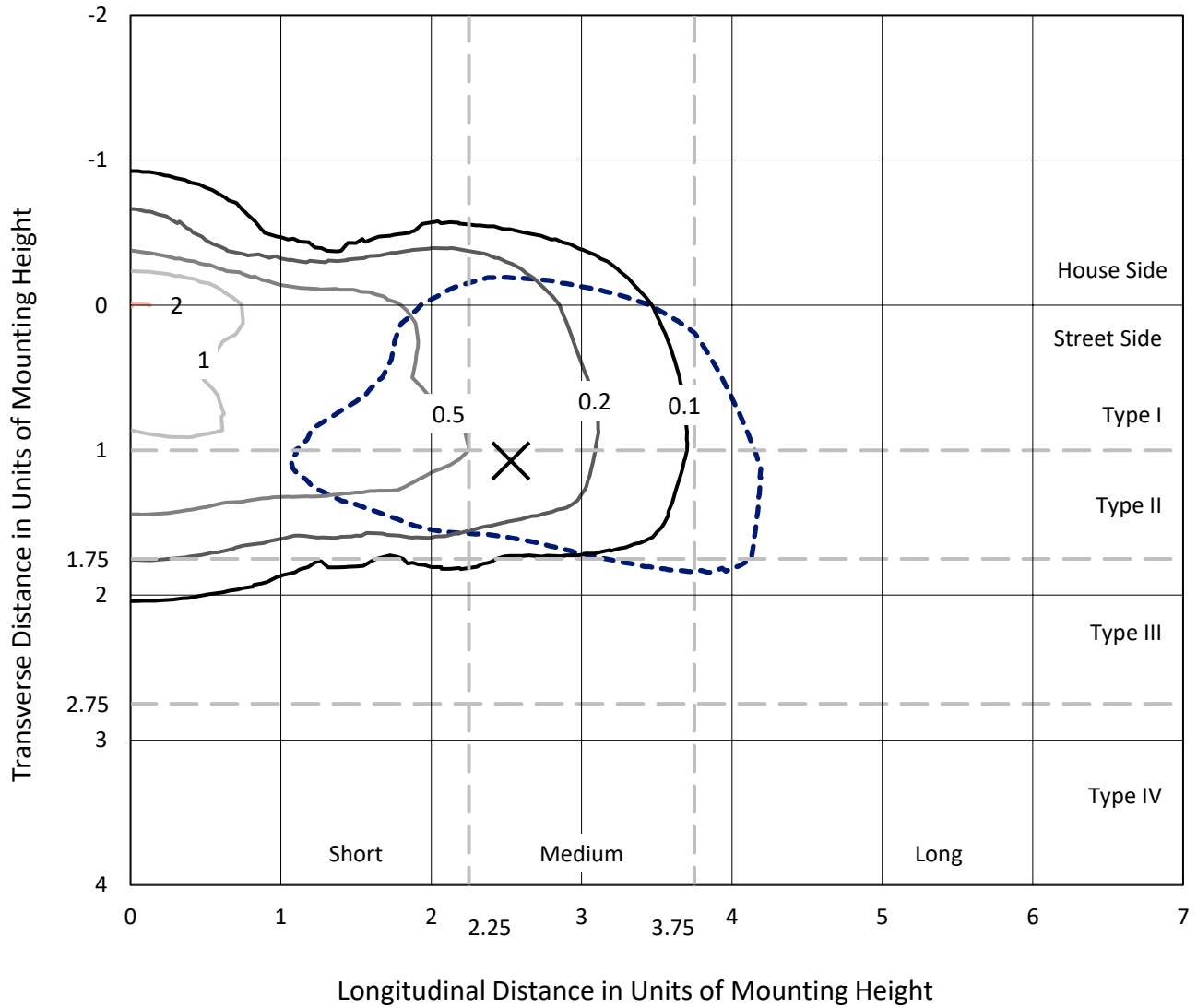
Input Watts (W): 58.2
Input Voltage (V): NR
Input Current (Ain): NR
Voltage Rise (V): NR
Power Factor: NR
Total Harmonic Distortion (THDi): NR
Frequency (hertz): 60
Stabilization Time: NR
Operation Time: NR
Ambient Temperature (°C): NR
Test Distance: 28.75 FT



REPORT NUMBER: P438788
 CATALOG NUMBER: ISW-SA1E-830-U-SL2

Iso-Footcandle Lines of Horizontal Illumination

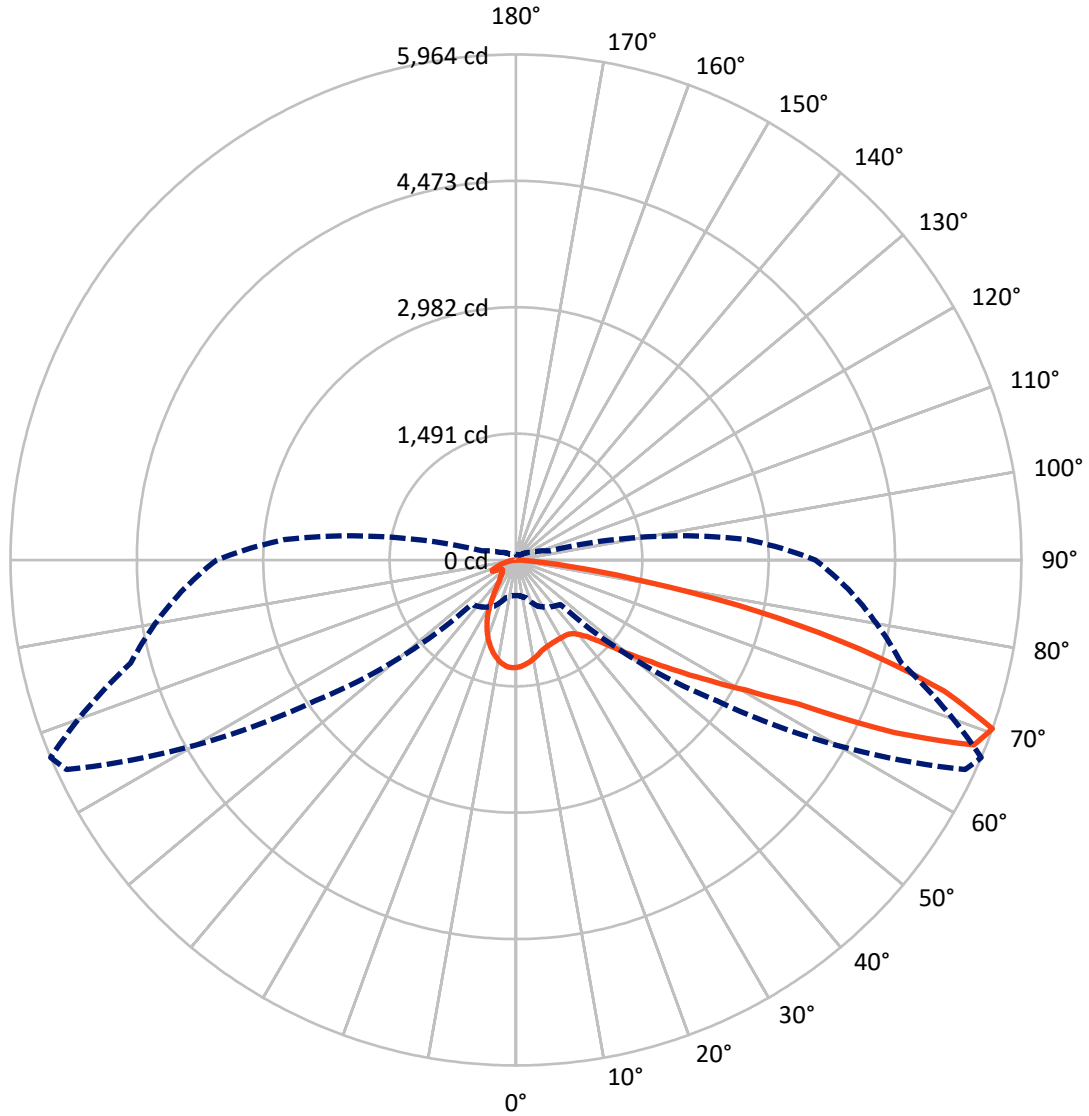
✕ Max cd
 - - - 1/2 Max cd



Based on 25 foot mounting height. Maximum calculated value = 2 fc
 Type III - Medium - N/A

REPORT NUMBER: P438788
CATALOG NUMBER: ISW-SA1E-830-U-SL2

Luminous Intensity Polar Plot



— Vertical Plane Through 67-Deg Lateral - - - Horizontal Cone Through 70-Deg Vertical

REPORT NUMBER: P438788

CATALOG NUMBER: ISW-SA1E-830-U-SL2

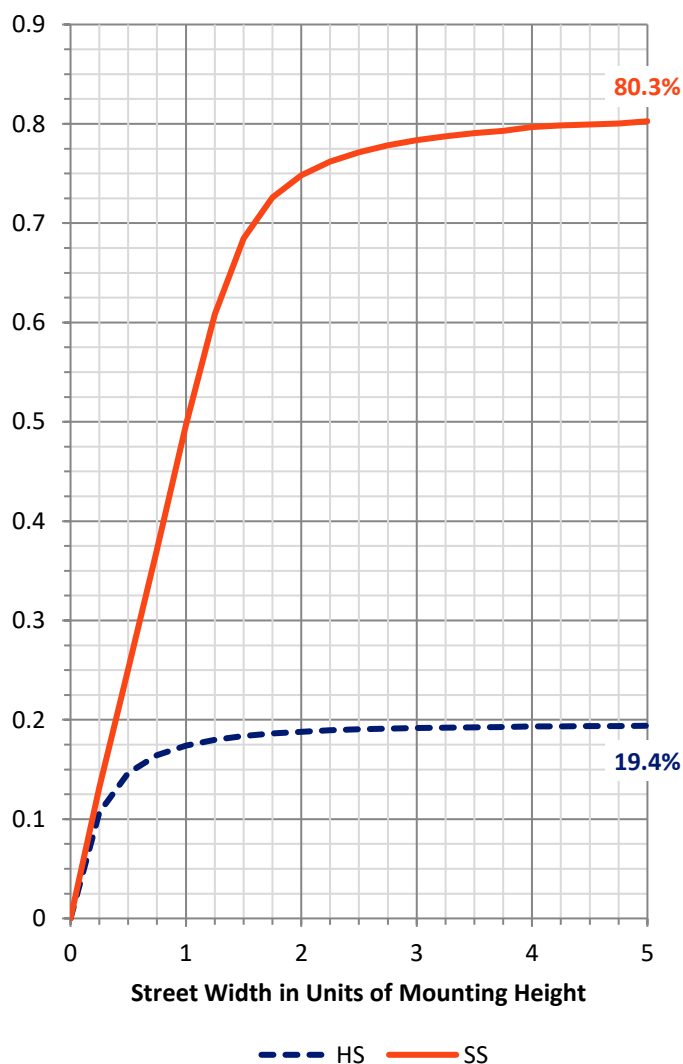
FLUX DISTRIBUTION:

		Downward	Upward	Total
House Side	Lumens	1099.7	0.0	1099.7
	% Fixture	19.6	0.0	19.6
Street Side	Lumens	4515.3	0.0	4515.3
	% Fixture	80.4	0.0	80.4
Total	Lumens	5615.0	0.0	5615.0
	% Fixture	100.0	0.0	100.0

ZONAL LUMENS:

Zone	Lumens	% Fixture
0°-10°	111.3	2.0
10°-20°	269.5	4.8
20°-30°	371.4	6.6
30°-40°	501.6	8.9
40°-50°	744.4	13.3
50°-60°	1145.7	20.4
60°-70°	1416.5	25.2
70°-80°	948.9	16.9
80°-90°	105.7	1.9
90°-100°	0.0	0.0
100°-110°	0.0	0.0
110°-120°	0.0	0.0
120°-130°	0.0	0.0
130°-140°	0.0	0.0
140°-150°	0.0	0.0
150°-160°	0.0	0.0
160°-170°	0.0	0.0
170°-180°	0.0	0.0
0°-90°	5615.0	100.0
0°-180°	5615.0	100.0

Coefficient of Utilization



REPORT NUMBER: P438788

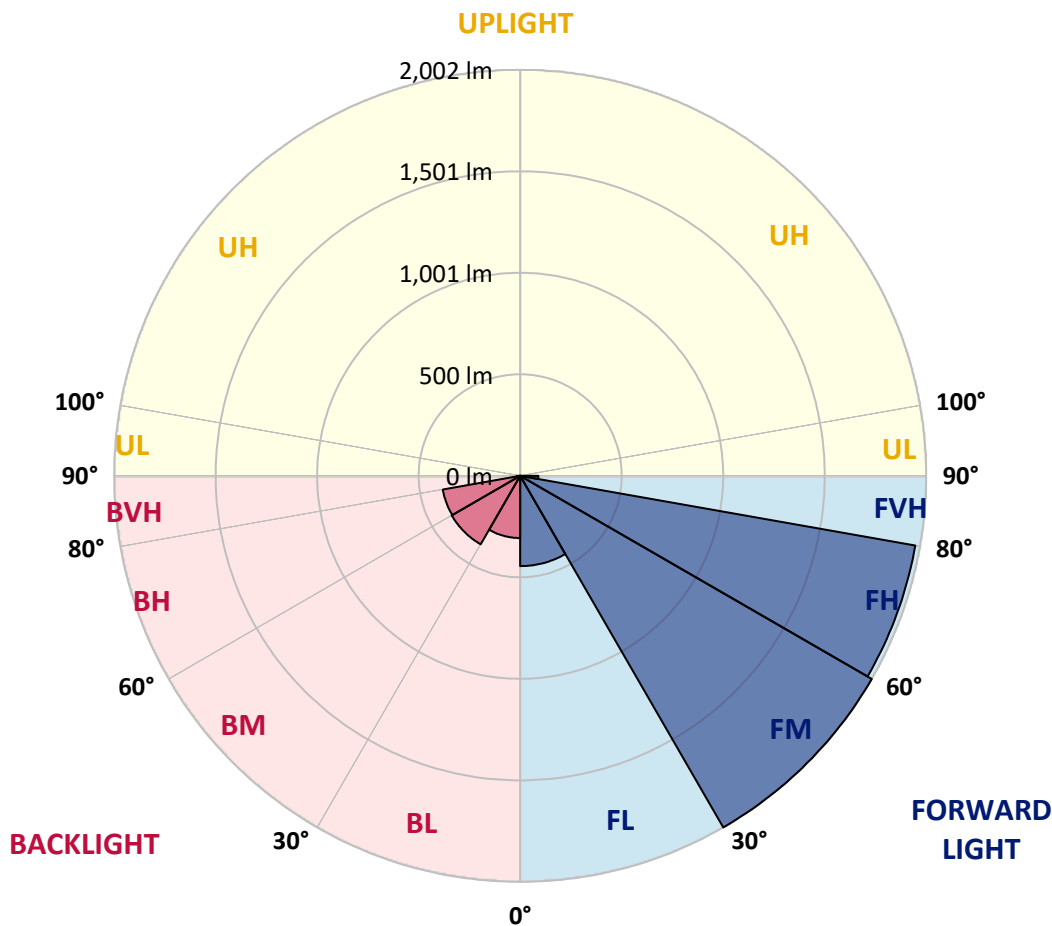
CATALOG NUMBER: ISW-SA1E-830-U-SL2

LUMINAIRE CLASSIFICATION SYSTEM LUMEN TABLE AND BUG RATING:

Zone	Lumens	% Fixture	Zone Rating/Lumen Limit		
			B	U	G
FL (0°-30°)	445.3	7.9			
FM (30°-60°)	2001.9	35.7			
FH (60°-80°)	1978.1	35.2			G2/5000
FVH (80°-90°)	90.0	1.6			G1/100
BL (0°-30°)	306.8	5.5	B1/500		
BM (30°-60°)	389.9	6.9	B1/1000		
BH (60°-80°)	387.3	6.9	B1/500		G1/500
BVH (80°-90°)	15.7	0.3			G1/100
UL (90°-100°)	0.0	0.0		U0/0	
UH (100°-180°)	0.0	0.0		U0/0	

BUG Rating: B1-U0-G2

Type III Medium





REPORT NUMBER: P438788
 CATALOG NUMBER: ISW-SA1E-830-U-SL2

CANDELA DISTRIBUTION (FULL):

	0°	5°	15°	25°	35°	45°	55°	65°	67°	75°	85°
0°	1267.9	1267.9	1267.9	1267.9	1267.9	1267.9	1267.9	1267.9	1267.9	1267.9	1267.9
2.5°	1198.8	1207.0	1209.0	1215.1	1223.2	1231.3	1241.5	1253.7	1255.7	1261.8	1274.0
5°	1117.6	1121.6	1125.7	1137.9	1152.1	1178.5	1204.9	1229.3	1233.4	1253.7	1276.0
7.5°	1042.4	1052.5	1054.6	1064.7	1087.1	1119.6	1156.2	1198.8	1211.0	1239.5	1274.0
10°	987.5	993.6	997.7	1016.0	1034.2	1070.8	1115.5	1168.3	1180.5	1223.2	1272.0
12.5°	942.8	953.0	959.1	971.3	999.7	1032.2	1076.9	1133.8	1150.1	1202.9	1263.8
15°	918.4	926.6	928.6	942.8	965.2	997.7	1040.3	1105.4	1117.6	1182.6	1263.8
17.5°	912.3	914.4	916.4	924.5	942.8	969.2	1013.9	1081.0	1095.2	1174.4	1263.8
20°	924.5	924.5	924.5	920.5	934.7	955.0	999.7	1060.7	1081.0	1166.3	1269.9
22.5°	953.0	955.0	948.9	938.7	932.6	946.9	985.5	1054.6	1072.8	1164.3	1282.1
25°	993.6	995.6	991.6	977.3	948.9	946.9	979.4	1048.5	1064.7	1162.3	1280.1
27.5°	1048.5	1060.7	1048.5	1032.2	995.6	963.1	985.5	1044.4	1062.7	1162.3	1284.2
30°	1125.7	1133.8	1127.7	1101.3	1054.6	997.7	993.6	1048.5	1062.7	1160.2	1282.1
32.5°	1202.9	1204.9	1211.0	1192.7	1135.8	1048.5	1016.0	1052.5	1064.7	1158.2	1276.0
35°	1261.8	1274.0	1300.4	1302.5	1235.4	1121.6	1062.7	1068.8	1072.8	1164.3	1269.9
37.5°	1337.0	1341.1	1383.7	1416.2	1357.3	1223.2	1127.7	1099.3	1101.3	1184.6	1280.1
40°	1406.1	1422.3	1481.3	1521.9	1501.6	1359.3	1217.1	1154.1	1158.2	1221.2	1304.5
42.5°	1509.7	1521.9	1582.9	1639.8	1645.8	1513.8	1341.1	1247.6	1237.4	1292.3	1357.3
45°	1601.1	1615.4	1692.6	1775.9	1804.3	1688.5	1495.5	1375.6	1359.3	1412.2	1454.8
47.5°	1729.2	1753.5	1814.5	1910.0	2005.5	1901.9	1692.6	1550.3	1536.1	1572.7	1584.9
50°	1851.1	1865.3	1916.1	2031.9	2200.6	2170.1	1934.4	1777.9	1755.6	1761.7	1790.1
52.5°	1869.4	1875.5	1928.3	2050.2	2367.2	2497.2	2231.0	2033.9	1993.3	1999.4	2033.9
55°	1731.2	1755.6	1794.2	1964.9	2379.4	2860.9	2647.6	2371.2	2308.3	2285.9	2314.3
57.5°	1444.7	1473.1	1528.0	1704.8	2239.2	3058.0	3330.3	2773.6	2676.0	2572.4	2606.9
60°	1064.7	1095.2	1129.7	1302.5	1883.6	3088.5	4009.0	3261.2	3117.0	2858.9	2877.2
62.5°	816.8	816.8	847.3	918.4	1259.8	2867.0	4407.2	4086.2	3732.6	3208.4	3186.0
65°	660.4	668.5	699.0	766.0	796.5	2036.0	4565.7	5285.0	4909.1	3627.0	3511.1
67.5°	546.6	548.6	583.2	688.8	696.9	1119.6	4141.0	5914.9	5825.5	4151.2	3856.6
70°	418.6	420.6	461.2	599.4	678.7	741.6	2897.5	5849.9	5963.7	4707.9	3931.7
72.5°	278.4	290.6	339.3	475.5	676.6	699.0	1572.7	5116.4	5280.9	4925.4	3679.8
75°	172.7	174.7	225.5	329.2	621.8	696.9	924.5	3986.6	4189.8	4086.2	3192.1
77.5°	105.7	109.7	134.1	215.4	481.6	699.0	658.3	2743.1	2911.7	2682.1	1881.5
80°	65.0	65.0	77.2	130.0	312.9	625.8	566.9	1595.0	1578.8	991.6	534.4
82.5°	24.4	26.4	40.6	71.1	158.5	485.6	497.8	721.3	664.4	292.6	191.0
85°	4.1	4.1	8.1	22.4	42.7	201.2	276.3	254.0	213.4	89.4	79.2
87.5°	0.0	0.0	0.0	2.0	2.0	4.1	6.1	6.1	6.1	6.1	8.1
90°	0.0	0.0	0.0	0.0	0.0	0.0	0.0	0.0	0.0	0.0	0.0



REPORT NUMBER: P438788
 CATALOG NUMBER: ISW-SA1E-830-U-SL2

CANDELA DISTRIBUTION (continued):

	90°	95°	105°	115°	125°	135°	145°	155°	165°	175°	180°
0°	1267.9	1267.9	1267.9	1267.9	1267.9	1267.9	1267.9	1267.9	1267.9	1267.9	1267.9
2.5°	1274.0	1278.1	1276.0	1269.9	1263.8	1259.8	1249.6	1243.5	1245.6	1245.6	1247.6
5°	1278.1	1284.2	1274.0	1261.8	1239.5	1215.1	1192.7	1180.5	1164.3	1170.4	1166.3
7.5°	1284.2	1288.2	1269.9	1233.4	1194.8	1154.1	1115.5	1081.0	1054.6	1042.4	1050.5
10°	1280.1	1286.2	1251.7	1196.8	1137.9	1072.8	1013.9	957.0	920.5	896.1	902.2
12.5°	1278.1	1272.0	1225.2	1144.0	1062.7	973.3	883.9	814.8	753.8	729.5	733.5
15°	1269.9	1265.9	1192.7	1089.1	977.3	851.4	733.5	644.1	571.0	546.6	554.7
17.5°	1274.0	1261.8	1154.1	1022.1	869.7	715.2	571.0	483.6	447.0	438.9	436.9
20°	1269.9	1247.6	1115.5	948.9	755.9	554.7	424.7	377.9	377.9	390.1	392.2
22.5°	1274.0	1235.4	1072.8	865.6	625.8	416.5	331.2	319.0	337.3	363.7	363.7
25°	1274.0	1221.2	1026.1	772.1	489.7	317.0	282.4	282.4	306.8	331.2	329.2
27.5°	1265.9	1192.7	973.3	672.6	363.7	262.1	247.9	254.0	270.2	290.6	288.5
30°	1245.6	1164.3	908.3	556.7	276.3	231.6	229.6	231.6	239.8	252.0	249.9
32.5°	1227.3	1131.8	845.3	432.8	233.7	215.4	213.4	215.4	217.4	221.5	221.5
35°	1215.1	1103.3	770.1	333.2	211.3	205.2	201.2	201.2	197.1	199.1	199.1
37.5°	1200.9	1076.9	692.9	260.1	199.1	195.1	191.0	184.9	184.9	180.8	180.8
40°	1200.9	1056.6	613.6	219.4	191.0	189.0	180.8	172.7	168.6	168.6	168.6
42.5°	1233.4	1056.6	540.5	201.2	182.9	180.8	170.7	162.6	158.5	158.5	158.5
45°	1288.2	1068.8	465.3	189.0	176.8	172.7	160.5	152.4	148.3	148.3	146.3
47.5°	1383.7	1119.6	398.3	182.9	170.7	164.6	150.4	142.2	138.2	138.2	138.2
50°	1544.3	1221.2	343.4	176.8	164.6	154.4	142.2	134.1	130.0	130.0	128.0
52.5°	1765.7	1373.6	317.0	172.7	156.5	144.3	134.1	126.0	121.9	119.9	119.9
55°	2031.9	1603.2	312.9	170.7	148.3	136.1	126.0	117.9	113.8	111.8	111.8
57.5°	2322.5	1855.1	341.4	166.6	140.2	126.0	117.9	109.7	105.7	103.6	103.6
60°	2602.9	2131.5	432.8	162.6	134.1	117.9	107.7	101.6	97.5	95.5	95.5
62.5°	2928.0	2422.0	634.0	164.6	130.0	109.7	99.6	93.5	91.4	89.4	89.4
65°	3285.6	2755.3	810.7	180.8	132.1	101.6	91.4	87.4	83.3	81.3	81.3
67.5°	3602.6	2970.7	676.6	209.3	144.3	95.5	81.3	79.2	75.2	73.1	75.2
70°	3531.5	2743.1	416.5	211.3	146.3	91.4	73.1	69.1	65.0	65.0	65.0
72.5°	3220.6	2420.0	290.6	182.9	130.0	81.3	63.0	58.9	56.9	56.9	56.9
75°	2710.6	1995.3	231.6	148.3	101.6	67.1	52.8	50.8	48.8	46.7	46.7
77.5°	1483.3	1085.0	172.7	113.8	75.2	50.8	44.7	40.6	38.6	38.6	38.6
80°	434.8	371.8	107.7	81.3	48.8	36.6	34.5	30.5	28.4	28.4	28.4
82.5°	182.9	154.4	65.0	44.7	32.5	24.4	22.4	20.3	18.3	16.3	18.3
85°	71.1	75.2	40.6	26.4	18.3	12.2	10.2	8.1	8.1	6.1	8.1
87.5°	8.1	10.2	8.1	6.1	4.1	2.0	2.0	2.0	2.0	2.0	2.0
90°	0.0	0.0	0.0	0.0	0.0	0.0	0.0	0.0	0.0	0.0	0.0

Cooper Lighting Solutions Photometric Lab
1121 Highway 74 South
Peachtree City, GA 30269



LM-79-2019: Approved Method: Electrical and Photometric Measurements of Solid-State Lighting Products

Report Prepared for

Cooper Lighting Solutions

MCGRAW EDISON

Report Number: SP1-2408-195-9

Test Date: 08/07/2024

Luminaire Tested: GALN-SB1A-830-U-5WQ

Data in this report applies to families of products including GALN-SB1A-830-U-5WQ.

Test Information

Test Method: LM-79-2019
 Report Number: SP1-2408-195-9
 Test Lab: COOPER LIGHTING SOLUTIONS
 Photometer: SP1 - 76IN SPHERE
 Measurement Geometry: 4π
 Issue Date: 08/07/2024
 Manufacturer: COOPER LIGHTING SOLUTIONS
 Product Line: MCGRAW EDISON
 Catalog Number: **GALN-SB1A-830-U-5WQ**
 Description: GALLEON AREA AND ROADWAY LUMINAIRE. (1) 80 CRI, 3000K, 350MA HIGH DENSITY LIGHTSQUARE WITH 26 LEDS AND TYPE V WIDE OPTICS

Spectral Parameters

CCT (K): 3050
 CIE u': 0.2476
 CIE v': 0.5251
 Duv: 0.0034
 CIE x: 0.4383
 CIE y: 0.4131
 CIE z: 0.1487
 Peak Wavelength (nm): 603
 Dominant Wavelength (nm): 581
 Purity: 55.55201
 Rf: 81.5
 Rg: 99.2

CRI (Ra):	81.0		
R1:	79.6	R9:	7.1
R2:	85.6	R10:	67.0
R3:	92.0	R11:	82.7
R4:	82.6	R12:	63.2
R5:	78.9	R13:	80.3
R6:	81.7	R14:	95.0
R7:	85.2	R15:	71.7
R8:	62.0		



Test Conditions

Stabilization Time: 20M
 Operation Time: 1H 20M
 Sphere Temperature (°C): 24.2

REPORT NUMBER: SP1-2408-195-9

Measurement and Test Equipment			
Instrument	Identification Number	Calibration Date	Calibration Due Date
Photometer	IN0058	6/18/2024	12/18/2024
Power Meter	INXT2011004	2/8/2024	2/8/2025
AC Power Source	IN0063	10/24/2023	10/24/2024
DC Power Source	IN0208	10/24/2023	10/24/2024
Sphere Thermometer	IN0085	10/24/2023	10/24/2024
Room Thermometer	IN0046	10/24/2023	10/24/2024

REPORT NUMBER: SP1-2408-195-9

CIE 1931 Chromaticity Diagram



CIE 1931 Chromaticity Diagram with 2017 ANSI 7-Step and 4-Step Quadrangles



Point lies inside the ANSI 3000K 4-step quadrangle

REPORT NUMBER: SP1-2408-195-9

Photopic Flux vs. Wavelength



Photopic Lumens: NR

λ (nm)	Power W [^] /nm	Lumens (ϕ /nm)	λ (nm)	Power W [^] /nm	Lumens (ϕ /nm)	λ (nm)	Power W [^] /nm	Lumens (ϕ /nm)	λ (nm)	Power W [^] /nm	Lumens (ϕ /nm)	λ (nm)	Power W [^] /nm	Lumens (ϕ /nm)
360	0	NR	490	168	NR	620	940	NR	750	35	NR	880	1	NR
365	0	NR	495	233	NR	625	897	NR	755	30	NR	885	1	NR
370	0	NR	500	300	NR	630	847	NR	760	26	NR	890	1	NR
375	0	NR	505	372	NR	635	790	NR	765	22	NR	895	1	NR
380	0	NR	510	430	NR	640	730	NR	770	19	NR	900	1	NR
385	0	NR	515	483	NR	645	668	NR	775	16	NR	905	1	NR
390	0	NR	520	524	NR	650	605	NR	780	14	NR	910	0	NR
395	2	NR	525	555	NR	655	545	NR	785	12	NR	915	0	NR
400	4	NR	530	581	NR	660	485	NR	790	10	NR	920	0	NR
405	7	NR	535	604	NR	665	430	NR	795	9	NR	925	0	NR
410	17	NR	540	623	NR	670	378	NR	800	8	NR	930	0	NR
415	34	NR	545	645	NR	675	331	NR	805	7	NR	935	0	NR
420	68	NR	550	667	NR	680	290	NR	810	6	NR	940	0	NR
425	128	NR	555	693	NR	685	251	NR	815	5	NR	945	0	NR
430	214	NR	560	719	NR	690	218	NR	820	4	NR	950	0	NR
435	339	NR	565	754	NR	695	188	NR	825	4	NR	955	0	NR
440	507	NR	570	791	NR	700	162	NR	830	3	NR	960	0	NR
445	573	NR	575	830	NR	705	139	NR	835	3	NR	965	0	NR
450	356	NR	580	873	NR	710	119	NR	840	3	NR	970	0	NR
455	217	NR	585	913	NR	715	102	NR	845	2	NR	975	0	NR
460	168	NR	590	948	NR	720	88	NR	850	2	NR	980	0	NR
465	113	NR	595	974	NR	725	76	NR	855	2	NR	985	0	NR
470	85	NR	600	994	NR	730	65	NR	860	1	NR	990	0	NR
475	85	NR	605	998	NR	735	55	NR	865	1	NR	995	0	NR
480	94	NR	610	994	NR	740	47	NR	870	1	NR	1000	0	NR
485	120	NR	615	973	NR	745	41	NR	875	1	NR			

REPORT NUMBER: SP1-2408-195-9

Scotopic Flux vs. Wavelength



Scotopic Lumens: NR

S/P: 1.27

λ (nm)	Power W [^] /nm	Lumens (ϕ /nm)	λ (nm)	Power W [^] /nm	Lumens (ϕ /nm)	λ (nm)	Power W [^] /nm	Lumens (ϕ /nm)	λ (nm)	Power W [^] /nm	Lumens (ϕ /nm)	λ (nm)	Power W [^] /nm	Lumens (ϕ /nm)
360	0	NR	490	168	NR	620	940	NR	750	35	NR	880	1	NR
365	0	NR	495	233	NR	625	897	NR	755	30	NR	885	1	NR
370	0	NR	500	300	NR	630	847	NR	760	26	NR	890	1	NR
375	0	NR	505	372	NR	635	790	NR	765	22	NR	895	1	NR
380	0	NR	510	430	NR	640	730	NR	770	19	NR	900	1	NR
385	0	NR	515	483	NR	645	668	NR	775	16	NR	905	1	NR
390	0	NR	520	524	NR	650	605	NR	780	14	NR	910	0	NR
395	2	NR	525	555	NR	655	545	NR	785	12	NR	915	0	NR
400	4	NR	530	581	NR	660	485	NR	790	10	NR	920	0	NR
405	7	NR	535	604	NR	665	430	NR	795	9	NR	925	0	NR
410	17	NR	540	623	NR	670	378	NR	800	8	NR	930	0	NR
415	34	NR	545	645	NR	675	331	NR	805	7	NR	935	0	NR
420	68	NR	550	667	NR	680	290	NR	810	6	NR	940	0	NR
425	128	NR	555	693	NR	685	251	NR	815	5	NR	945	0	NR
430	214	NR	560	719	NR	690	218	NR	820	4	NR	950	0	NR
435	339	NR	565	754	NR	695	188	NR	825	4	NR	955	0	NR
440	507	NR	570	791	NR	700	162	NR	830	3	NR	960	0	NR
445	573	NR	575	830	NR	705	139	NR	835	3	NR	965	0	NR
450	356	NR	580	873	NR	710	119	NR	840	3	NR	970	0	NR
455	217	NR	585	913	NR	715	102	NR	845	2	NR	975	0	NR
460	168	NR	590	948	NR	720	88	NR	850	2	NR	980	0	NR
465	113	NR	595	974	NR	725	76	NR	855	2	NR	985	0	NR
470	85	NR	600	994	NR	730	65	NR	860	1	NR	990	0	NR
475	85	NR	605	998	NR	735	55	NR	865	1	NR	995	0	NR
480	94	NR	610	994	NR	740	47	NR	870	1	NR	1000	0	NR
485	120	NR	615	973	NR	745	41	NR	875	1	NR			

REPORT NUMBER: SP1-2408-195-9

Melanopic Flux vs. Wavelength



Melanopic Lumens: NR

M/P: 2.32

λ (nm)	Power W [^] /nm	Lumens (φ/nm)	λ (nm)	Power W [^] /nm	Lumens (φ/nm)	λ (nm)	Power W [^] /nm	Lumens (φ/nm)	λ (nm)	Power W [^] /nm	Lumens (φ/nm)	λ (nm)	Power W [^] /nm	Lumens (φ/nm)
360	0	NR	490	168	NR	620	940	NR	750	35	NR	880	1	NR
365	0	NR	495	233	NR	625	897	NR	755	30	NR	885	1	NR
370	0	NR	500	300	NR	630	847	NR	760	26	NR	890	1	NR
375	0	NR	505	372	NR	635	790	NR	765	22	NR	895	1	NR
380	0	NR	510	430	NR	640	730	NR	770	19	NR	900	1	NR
385	0	NR	515	483	NR	645	668	NR	775	16	NR	905	1	NR
390	0	NR	520	524	NR	650	605	NR	780	14	NR	910	0	NR
395	2	NR	525	555	NR	655	545	NR	785	12	NR	915	0	NR
400	4	NR	530	581	NR	660	485	NR	790	10	NR	920	0	NR
405	7	NR	535	604	NR	665	430	NR	795	9	NR	925	0	NR
410	17	NR	540	623	NR	670	378	NR	800	8	NR	930	0	NR
415	34	NR	545	645	NR	675	331	NR	805	7	NR	935	0	NR
420	68	NR	550	667	NR	680	290	NR	810	6	NR	940	0	NR
425	128	NR	555	693	NR	685	251	NR	815	5	NR	945	0	NR
430	214	NR	560	719	NR	690	218	NR	820	4	NR	950	0	NR
435	339	NR	565	754	NR	695	188	NR	825	4	NR	955	0	NR
440	507	NR	570	791	NR	700	162	NR	830	3	NR	960	0	NR
445	573	NR	575	830	NR	705	139	NR	835	3	NR	965	0	NR
450	356	NR	580	873	NR	710	119	NR	840	3	NR	970	0	NR
455	217	NR	585	913	NR	715	102	NR	845	2	NR	975	0	NR
460	168	NR	590	948	NR	720	88	NR	850	2	NR	980	0	NR
465	113	NR	595	974	NR	725	76	NR	855	2	NR	985	0	NR
470	85	NR	600	994	NR	730	65	NR	860	1	NR	990	0	NR
475	85	NR	605	998	NR	735	55	NR	865	1	NR	995	0	NR
480	94	NR	610	994	NR	740	47	NR	870	1	NR	1000	0	NR
485	120	NR	615	973	NR	745	41	NR	875	1	NR			

Summary

$R_f = 81.5$
 $R_g = 99.2$
 $CIE R_a = 81.0$
 $R_9 = 7.1$



Color Vector Graphics



Individual Sample Fidelity Index ($R_{f,i}$)

CES01 = 86	CES26 = 74	CES51 = 89	CES76 = 70
CES02 = 63	CES27 = 88	CES52 = 92	CES77 = 86
CES03 = 31	CES28 = 89	CES53 = 81	CES78 = 72
CES04 = 70	CES29 = 67	CES54 = 87	CES79 = 90
CES05 = 50	CES30 = 68	CES55 = 85	CES80 = 88
CES06 = 51	CES31 = 71	CES56 = 78	CES81 = 78
CES07 = 42	CES32 = 70	CES57 = 76	CES82 = 95
CES08 = 41	CES33 = 71	CES58 = 78	CES83 = 90
CES09 = 29	CES34 = 82	CES59 = 92	CES84 = 94
CES10 = 76	CES35 = 90	CES60 = 95	CES85 = 86
CES11 = 59	CES36 = 93	CES61 = 93	CES86 = 72
CES12 = 65	CES37 = 87	CES62 = 83	CES87 = 85
CES13 = 43	CES38 = 75	CES63 = 77	CES88 = 83
CES14 = 74	CES39 = 94	CES64 = 83	CES89 = 75
CES15 = 71	CES40 = 89	CES65 = 77	CES90 = 81
CES16 = 47	CES41 = 85	CES66 = 80	CES91 = 96
CES17 = 50	CES42 = 86	CES67 = 79	CES92 = 73
CES18 = 56	CES43 = 81	CES68 = 84	CES93 = 84
CES19 = 72	CES44 = 99	CES69 = 91	CES94 = 64
CES20 = 66	CES45 = 87	CES70 = 78	CES95 = 80
CES21 = 87	CES46 = 82	CES71 = 76	CES96 = 84
CES22 = 79	CES47 = 77	CES72 = 92	CES97 = 87
CES23 = 92	CES48 = 71	CES73 = 71	CES98 = 81
CES24 = 91	CES49 = 81	CES74 = 93	CES99 = 74
CES25 = 72	CES50 = 89	CES75 = 74	



Color Rendition by Hue-Angle Bin



Measure Comparisons



(END OF REPORT)